

W e . s u p p o r t . t h e
i n n o v a t i o n s . o f . c u s t o m e r s

Leak - Proof Flow & Control Solution Partner


The Best Partner
for Value Creation

Instrument Pipe Fittings

HanSun

한선엔지니어링(주)
HANSUN ENGINEERING CO., LTD.







Certificate List



API Spec.Q1



API Monogram



ABS



Lloyd's



DNV



GL



BV



KR



NK



CCS



Gost - R



ECE R110 / ISO / 5500 / NGV 3.1 / CSA 12.3

Features

- All instrument thread fittings are designed in accordance with ASME B31.3 for instrument and process.
- Male thread are protected with cap.
- Burr-free internal and outside surfaces.
- NPT threads are based on requirement of ASME B1.20.1

Material Standards & Temperature Ratings

Material	Bar Stock	Forgings	Temperature
SS316	ASTM A479 ASTM A276	ASTM A182	-325°F-1200°F (-198°C-648°C)
Brass	ASTM B16, ASTM B453	ASTM B283	-325°F-400°F (-198°C-204°C)
Carbon steel	ASTM A108 JIS G4051	JIS G4051	-20°F-350°F (-29°C-176°C)

Gasket and O-ring Temperature Ratings

Component	Material	Temperature Ratings
O-ring	Buna N	-13°F to 23°F of (-25°C to 110°C)
	FKM (Viton®)	-20°F to 400°F (-28°C to 204°C)
SCG	Copper	-325°F to 400°F (-198°C to 204°C)
SBG	Buna N	-13°F to 230°F (-25°C to 100°C)
	FKM(Viton®)	5°F to 400°F (-15°C to 204°C)
Thread sealant teflon tape		-320°F to 450°F (-196°C to 232°C)

Pressure Ratings

Size Designator	NPT Size	316 Stainless Steel				Brass				Carbon steel			
		Male		Female		Male		Female		Male		Female	
		psig	bar	psig	bar	psig	bar	psig	bar	psig	bar	psig	bar
1	1/16	11,000	757	6,700	416	5,500	378	3,300	227	11,000	757	6,700	461
2	1/8	10,000	689	6,500	447	5,000	344	3,200	220	10,000	689	6,500	447
4	1/4	8,000	551	6,600	454	4,000	275	3,300	227	8,000	551	6,600	454
6	3/8	7,800	537	5,300	365	3,900	268	2,600	179	7,800	537	5,300	365
8	1/2	7,700	530	4,900	337	3,800	261	2,400	165	7,700	530	4,900	337
12	3/4	7,300	502	4,600	316	3,600	248	2,300	158	7,300	502	4,600	316
16	1	5,300	365	4,400	303	2,600	179	2,200	151	5,300	365	4,400	303
20	1 1/4	6,000	413	5,000	344	3,000	206	2,500	172	6,000	413	5,000	344
24	1 1/2	5,000	344	4,600	316	2,500	172	2,300	158	5,000	344	4,600	316
30	2	3,900	268	3,900	268	1,900	130	1,900	130	3,900	268	3,900	268

- Pressure ratings listed are for temperature up to 37.8C (100°F).
- Based on Pressure Pipe Code ASME B31.3 pressure rating is calculated with an allowable stress value of 20,000psi SS316, 10,000psi, brass 20,000psi, carbon Steel.
- To determine the working pressure in accordance with Power Pipe Code ASME B31.1, multiply psig by 0.94. Brass pressure ratings remain the same.
- Due to larger outer diameter of female threads rating of female are lower than male threads.
- To determine kPa rating, multiply psig by 6.89.
- Reducing Hex Bushing (P-SHB) pressure rating is not covered in this table. See the pressure rating in the dimensional data chart.

Ordering Information

Material	S.Steel 316	S.Steel 316L	Carbon Steel	Brass
Identifier	S6	6L	CS	BS

• Example: P - SHN - 8N - S6
 Pipe fitting ——— Name of fitting ———
 Material ———
 Pipe thread Size ———

• Pipe Thread Symbol & Designator

Pipe Size	Designator	NPT	ISO Thread	
			Tapered (7/1)	Paraller (228/1)
1/8	2	2N	2R	2G
1/4	4	4N	4R	4G
3/8	6	6N	6R	6G
1/2	8	8N	8R	8G
3/4	12	12N	12R	12G
1	16	16N	16R	16G

P-SCN
Close Nipple
(Male NPT both ends)



06

P-SHN
Hex Nipple
(Male NPT both ends)



06

P-SHRN
Hex Reducing Nipple
(Male NPT to reduced male NPT)



06

P-SHN
Hex Nipple
(Male NPT to ISO tapered)



06

P-SHN
Hex Nipple
(Male NPT to male ISO parallel)



07

P-SHLN
Hex Long Nipple
(Male NPT both ends)



07

P-MFAA
Adapter
(Female NPT to male NPT)



07

P-MFRA
Reducing Adapter
(Female NPT to reduced male NPT)



07

P-MFAA
Adapter
(Female NPT to male ISO tapered)



08

P-MFAB
Adapter
(Female NPT to male ISO parallel)



08

P-SHB
Reducing Hex Bushing
(Male NPT to reduced female NPT)



08

P-SC
Pipe Cap
(Female NPT)



09

P-SP
Pipe Plug
(Male NPT)



09

P-SHC
Hex Coupling
(Female NPT both ends)



09

P-SHRC
Hex Reducing Coupling
(Female NPT to reduced female NPT)



09

P-SL
Elbow
(Female NPT both ends)



10

P-SSL
Street Elbow
(Female to male NPT)



10

P-SRSL
Reducing Street Elbow
(Female to male NPT)



10

P-SML
Male Elbow
(Male NPT both ends)



10

P-ST
Tee
(Female NPT)



11

P-SRT
Run Tee
(Female to male to female NPT)



11

P-SBT
Branch Tee
(Female to male to male NPT)



11

P-SMT
Male Tee
(Male NPT)



11

P-SUJ
Union Ball Joint
(Female NPT both ends)



11

SCG
Iso Parallel Gasket
11



P-SWFC
Union
13



P-SWL
Union Elbow



13

P-SWT
Union Tee
(Female NPT both ends)



13

P-SWMC
Male Connector



13

P-SWFCN
Female Connector



13

P-SWML
Male Elbow



13

P-SWFL
Female Elbow



14

P-SWRM
Pipe Weld to Tube
Socket Weld



14

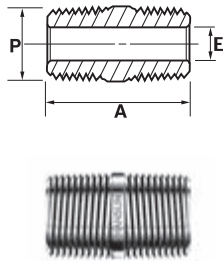
P-SWRM
Tube Weld to Tube
Socket Weld



14

P-SCN

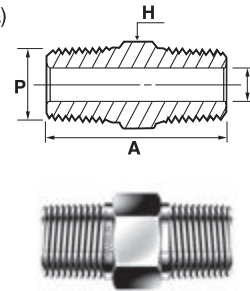
Close Nipple
(Male NPT both ends)



Part Number	P Pipe Size	A	E
P-SCN- 2N	1/8	19.05	4.8
P-SCN- 4N	1/4	28.4	7.1
P-SCN- 6N	3/8	28.4	9.6
P-SCN- 8N	1/2	31.7	11.9
P-SCN-12N	3/4	31.7	15.7
P-SCN-16N	1	47.8	22.4

P-SHN

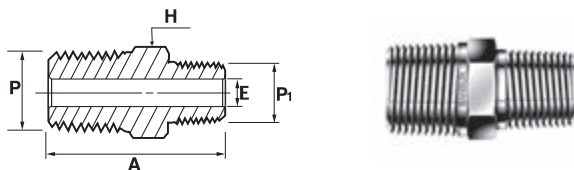
Hex Nipple
(Male NPT both ends)



Part Number	P Pipe Size	A	E	H Hex
P-SHN- 2N	1/8	25.4	4.8	11.1
P-SHN- 4N	1/4	35.3	7.1	14.2
P-SHN- 6N	3/8	36.1	9.6	17.4
P-SHN- 8N	1/2	46.7	11.9	22.2
P-SHN-12N	3/4	46.7	15.7	26.9
P-SHN-16N	1	58.7	22.3	34.9

P-SHRN

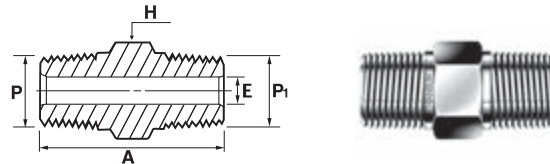
Hex Reducing Nipple
(Male NPT to reduced male NPT)



Part Number	P Pipe Size	P1 Reduced Pipe Size	A	E	H Hex
P-SHRN- 4-2N	1/4	1/8	30.7	4.8	14.2
P-SHRN- 6-2N	3/8	1/8	32.0	4.8	17.4
P-SHRN- 6-4N	3/8	1/4	36.1	7.1	17.4
P-SHRN- 8-2N	1/2	1/8	37.2	4.8	22.2
P-SHRN- 8-4N	1/2	1/4	41.7	7.1	22.2
P-SHRN- 8-6N	1/2	3/8	41.7	9.6	22.2
P-SHRN-12-4N	3/4	1/4	41.7	7.1	26.9
P-SHRN-12-8N	3/4	1/2	46.7	11.9	26.9
P-SHRN-16-4N	1	1/4	49.3	7.1	34.9
P-SHRN-16-8N	1	1/2	54.1	11.9	34.9

P-SHN

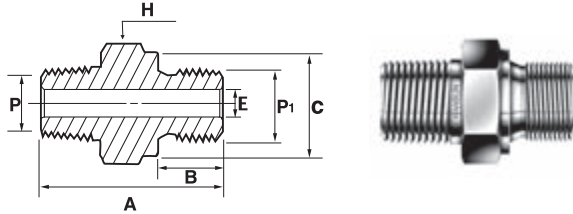
Hex Nipple
(Male NPT to ISO tapered)



Part Number	P NPT Thread Size	P1 BSP/ISO Thread Size	A	E	H Hex
P-SHN- 2NR	1/8	1/8-28 7/1	24.6	4.1	11.1
P-SHN- 4NR	1/4	1/4-19 7/1	35.6	6.4	14.2
P-SHN- 6NR	3/8	3/8-19 7/1	36.3	9.7	17.4
P-SHN- 8NR	1/2	1/2-14 7/1	46	11.9	22.2
P-SHN-12NR	3/4	3/4-14 7/1	46.7	15.7	26.9
P-SHN-16NR	1	1-11 7/1	58.9	22.4	34.9

P-SHN

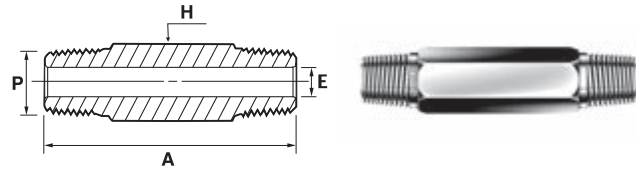
Hex Nipple
(Male NPT to male parallel)



Part Number	P NPT Thread Size	P1 BSP/ISO Thread Size	A	B	C	E	H Hex
P-SHN - 2NG	1/8	1/8-28 228/1	27.4	7.1	13.7	4.1	14.2
P-SHN - 4NG	1/4	1/4-19 228/1	36.8	11.2	17.8	5.8	19.05
P-SHN - 6NG	3/8	3/8-19 228/1	37.6	11.2	21.8	7.9	22.2
P-SHN - 8NG	1/2	1/2-14 228/1	45.0	14.2	26.1	11.9	26.9
P-SHN-12NG	3/4	3/4-14 228/1	49.0	15.7	31.5	15.7	33.3
P-SHN-16NG	1	1-11 228/1	56.9	18.3	38.9	19.8	41

P-SHLN

Hex Long Nipple
(Male NPT both ends)



Part Number	P Pipe Size	A	E	H Hex
P-SHLN - 2N	1/8	★	4.8	11.1
P-SHLN - 4N	1/4	★	7.1	14.2
P-SHLN - 6N	3/8	★	9.7	17.4
P-SHLN - 8N	1/2	★	11.9	22.2
P-SHLN -12N	3/4	★	15.7	26.9
P-SHLN -16N	1	★	22.4	34.9

★ : Configure to order

P-MFAA

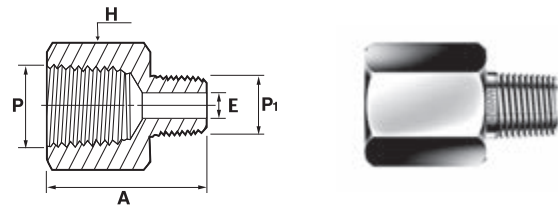
Adapter
(Female NPT to male NPT)



Part Number	P Pipe Size	A	E	H Hex
P-MFAA - 2N	1/8	27.4	4.8	14.2
P-MFAA - 4N	1/4	35.6	7.1	19.05
P-MFAA - 6N	3/8	37.8	9.6	22.2
P-MFAA - 8N	1/2	49.0	11.9	26.9
P-MFAA -12N	3/4	50.3	15.7	31.7
P-MFAA -16N	1	58.0	22.3	41.2

P-MFRA

Reducing Adapter
(Female NPT to reduced male NPT)

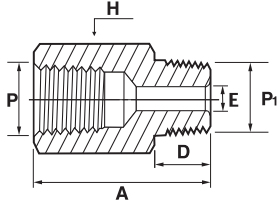


Part Number	P Female Pipe Size	P1 Male Pipe Size	A	E	H Hex
P-MFRA - 2 - 4N	1/4	1/8	31.5	4.8	19.05
P-MFRA - 2 - 6N	3/8	1/8	33.5	4.8	22.2
P-MFRA - 4 - 6N	3/8	1/4	37.8	7.1	22.2
P-MFRA - 2 - 8N	1/2	1/8	40.0	4.8	26.9
P-MFRA - 4 - 8N	1/2	1/4	44.5	7.1	26.9
P-MFRA - 6 - 8N	1/2	3/8	44.5	9.6	26.9
P-MFRA - 4-12N	3/4	1/4	45.7	7.1	31.8
P-MFRA - 6-12N	3/4	3/8	45.7	9.6	31.8
P-MFRA - 8-12N	3/4	1/2	51.1	11.9	31.8
P-MFRA - 4-16N	1	1/4	50.8	7.1	41.2
P-MFRA - 8-16N	1	1/2	54.9	11.9	41.2
P-MFRA -12-16N	1	3/4	55.1	15.7	41.2

P-MFAA

Adapter

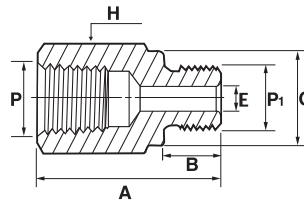
(Female NPT to male ISO tapered)



P-MFAB

Adapter

(Female NPT to male ISO parallel)



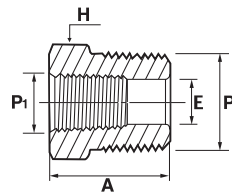
Part Number	P NPT Thread Size	P1 BSP/ISO Thread Size	A	D	E	H Hex
P-MFAA- 2RN	1/8	1/8-28 7/1	27.4	9.7	4.8	14.2
P-MFAA - 4RN	1/4	1/4-19 7/1	35.8	14.2	7.1	19.05
P-MFAA - 6RN	3/8	3/8-19 7/1	37.6	14.2	9.7	22.2
P-MFAA - 8RN	1/2	1/2-14 7/1	49.0	19.1	11.9	26.9
P-MFAA-12RN	3/4	3/4-14 7/1	50.3	19.1	15.7	31.8
P-MFAA-16RN	1	1-11 7/1	58.0	23.9	22.3	41.2

Part Number	P NPT Thread Size	P1 BSP/ISO Thread Size	A	B	C	E	H Hex
P-MFAB - 2GN	1/8	1/8-28 228/1	24.9	7.1	13.7	4.1	14.2
P-MFAB - 4GN	1/4	1/4-19 228/1	33.3	11.2	17.8	5.8	19.05
P-MFAB - 6GN	3/8	3/8-19 228/1	37.8	11.2	21.8	7.9	22.2
P-MFAB - 8GN	1/2	1/2-14 228/1	43.9	14.2	26.1	11.9	26.9
P-MFAB-12GN	3/4	3/4-14 228/1	50.8	15.7	31.5	15.7	33.3
P-MFAB-16GN	1	1-11 228/1	53.1	18.3	38.9	19.8	41.2

P-SHB

Reducing Hex Bushing

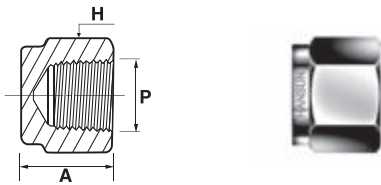
(Male NPT to reduced female NPT)



Part Number	P Male Pipe Size	P1 Female Pipe Size	A	E	H Hex	Working Pressure(PSIG)		
						316SS	Brass	Carbon Steel
P-SHB - 4 - 2N	1/4	1/8	26.7	7.1	14.2	5600	3100	6200
P-SHB - 6 - 2N	3/8	1/8	21.8	8.5	17.4	-	-	-
P-SHB - 6 - 4N	3/8	1/4	30.0	9.6	19.05	5200	3100	6200
P-SHB - 8 - 2N	1/2	1/8	27.4	8.5	22.2	-	-	-
P-SHB - 8 - 4N	1/2	1/4	27.4	11.7	22.2	5800	3100	6200
P-SHB - 8 - 6N	1/2	3/8	35.6	11.9	22.2	4400	2500	5100
P-SHB -12 - 4N	3/4	1/4	27.4	11.4	26.9	-	-	-
P-SHB -12 - 6N	3/4	3/8	27.4	15.0	26.9	-	-	-
P-SHB -12 - 8N	3/4	1/2	41.4	15.7	26.9	-	-	-
P-SHB -16 - 4N	1	1/4	34.8	11.4	34.9	-	-	-
P-SHB -16 - 8N	1	1/2	34.8	18.5	34.9	-	-	-
P-SHB -16-12N	1	3/4	34.8	22.4	34.9	-	-	-

P-SC

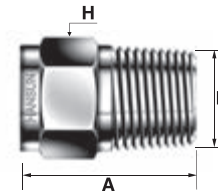
Pipe Cap
(Female NPT)



Part Number	P Pipe Size	A	H Hex
P-SC- 2N	1/8	19.1	14.2
P-SC- 4N	1/4	22.9	19.05
P-SC- 6N	3/8	26.2	22.2
P-SC- 8N	1/2	34.0	26.9
P-SC-12N	3/4	36.6	31.8
P-SC-16N	1	41.1	41.2

P-SP

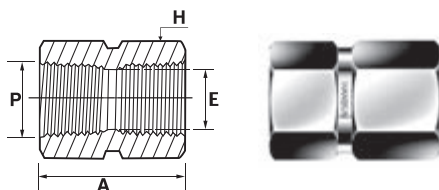
Pipe Plug
(Male NPT)



Part Number	P Pipe Size	A	H Hex
P-SP- 2N	1/8	19.05	11.1
P-SP- 4N	1/4	24.1	14.2
P-SP- 6N	3/8	25	17.4
P-SP- 8N	1/2	30.5	22.2
P-SP-12N	3/4	30.5	26.9
P-SP-16N	1	38.1	34.9

P-SHC

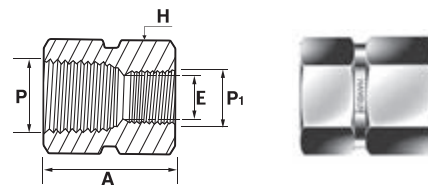
Hex Coupling
(Female NPT both ends)



Part Number	P Pipe Size	A	E	H Wrench Flat
P-SHC- 2N	1/8	20.3	8.9	14.2
P-SHC- 4N	1/4	30.0	11.7	19.05
P-SHC- 6N	3/8	33.0	15.0	22.2
P-SHC- 8N	1/2	39.4	18.7	26.9
P-SHC-12N	3/4	41.0	23.5	31.8
P-SHC-16N	1	50.5	29.7	41.2

P-SHRC

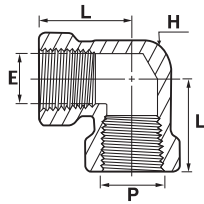
Hex Reducing coupling
(Female NPT to reduced female NPT)



Part Number	P Pipe Size	P Reduced Pipe Size	A	E	H Hex
P-SHRC - 4 - 2N	1/4	1/8	31.2	8.9	19.05
P-SHRC - 6 - 4N	3/8	1/4	34.8	11.7	22.2
P-SHRC - 8 - 2N	1/2	1/8	39.4	8.7	26.9
P-SHRC - 8 - 4N	1/2	1/4	44.2	11.7	26.9
P-SHRC - 8 - 6N	1/2	3/8	45.0	15.0	26.9
P-SHRC-12 - 4N	3/4	1/4	45.7	11.7	31.8
P-SHRC-12 - 8N	3/4	1/2	52.0	18.7	31.8
P-SHRC-16 - 4N	1	1/4	50.8	11.7	41.2
P-SHRC-16 - 8N	1	1/2	55.4	18.7	41.2
P-SHRC-16-12N	1	3/4	57.0	23.5	41.2

P-SL

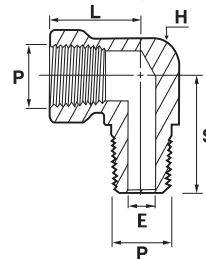
Elbow
(Female NPT both ends)



Part Number	P Pipe Size	L	E	H Wrench Flat
P-SL- 2N	1/8	24.1	8.9	12.7
P-SL- 4N	1/4	29.0	11.7	17.5
P-SL- 6N	3/8	34.5	15.0	20.6
P-SL- 8N	1/2	37.0	18.7	25.4
P-SL-12N	3/4	46.5	23.5	31.8
P-SL-16N	1	48.8	29.7	42.9

P-SSL

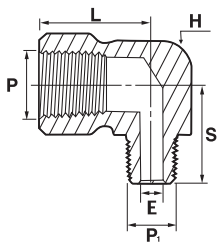
Street Elbow
(Female to male NPT)



Part Number	P Pipe Size	L	S	E	H Wrench Flat
P-SSL- 2N	1/8	24.1	19.6	4.8	12.7
P-SSL- 4N	1/4	29.0	26.5	7.1	17.5
P-SSL- 6N	3/8	34.5	28.2	9.6	20.6
P-SSL- 8N	1/2	37.0	35.3	11.9	25.4
P-SSL-12N	3/4	46.5	39.6	15.7	31.8
P-SSL-16N	1	48.8	49.2	22.3	42.9

P-SRSL

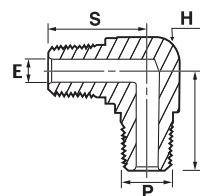
Reducing Street Elbow
(Female to male NPT)



Part Number	P Pipe Size	P1 Male Pipe Size	L	S	E	H Wrench Flat
P-SRSL- 4-2N	1/4	1/8	29.0	22.4	4.8	17.5
P-SRSL- 6-4N	3/8	1/4	34.5	28.2	7.1	20.6
P-SRSL- 8-4N	1/2	1/4	37.0	30.5	7.1	25.4
P-SRSL- 8-6N	1/2	3/8	37.0	30.5	9.6	25.4
P-SRSL-12-8N	3/4	1/2	46.5	39.6	11.9	31.8
P-SRSL-16-8N	1	1/2	48.8	44.5	11.9	42.9

P-SML

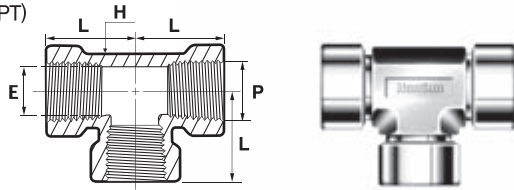
Male Elbow
(Male NPT both ends)



Part Number	P Pipe Size	S	E	H Wrench Flat
P-SML- 2N	1/8	19.05	4.8	12.7
P-SML- 4N	1/4	24.5	7.1	12.7
P-SML- 6N	3/8	26.9	9.6	17.5
P-SML- 8N	1/2	33.2	11.9	20.6
P-SML-12N	3/4	35.3	15.7	25.4
P-SML-16N	1	44.5	22.3	31.8

P-ST

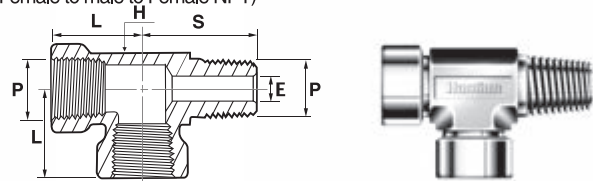
Tee
(Female NPT)



Part Number	P Pipe Size	L	E	H Wrench Flat
P-ST- 2N	1/8	24.1	8.9	12.7
P-ST- 4N	1/4	29.0	11.7	17.5
P-ST- 6N	3/8	34.5	15.0	20.6
P-ST- 8N	1/2	37.0	18.7	25.4
P-ST-12N	3/4	46.5	23.5	31.8
P-ST-16N	1	48.5	29.7	42.8

P-SRT

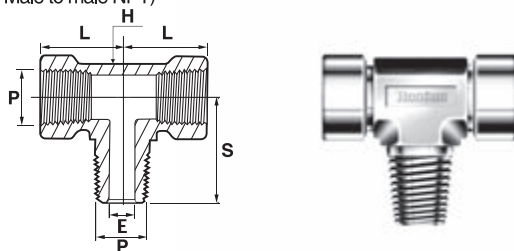
Run Tee
(Female to male to Female NPT)



Part Number	P Pipe Size	L	S	E	H Wrench Flat
P-SRT- 2N	1/8	24.1	19.6	4.8	12.7
P-SRT- 4N	1/4	29.0	26.5	7.1	17.5
P-SRT- 6N	3/8	34.5	28.2	9.6	20.6
P-SRT- 8N	1/2	37.0	35.3	11.9	25.4
P-SRT-12N	3/4	46.5	39.6	15.7	31.8
P-SRT-16N	1	48.8	49.2	22.3	42.9

P-SBT

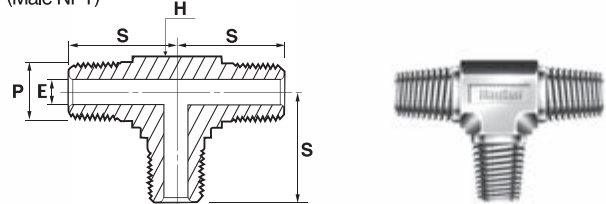
Branch Tee
(Female to Male to male NPT)



Part Number	P Pipe Size	L	S	E	H Wrench Flat
P-SBT- 2N	1/8	24.1	19.6	4.8	12.7
P-SBT- 4N	1/4	29.0	26.5	7.1	17.5
P-SBT- 6N	3/8	34.5	28.2	9.6	20.6
P-SBT- 8N	1/2	37.0	35.3	11.9	25.4
P-SBT-12N	3/4	46.5	39.6	15.7	31.8
P-SBT-16N	1	48.8	49.2	22.3	42.9

P-SMT

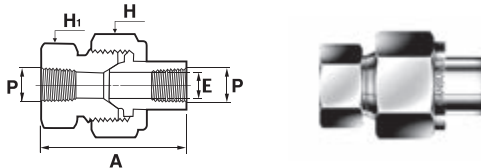
Male Tee
(Male NPT)



Part Number	P Pipe Size	S	E	H Wrench Flat
P-SMT- 2N	1/8	19.05	4.8	12.7
P-SMT- 4N	1/4	24.5	7.1	12.7
P-SMT- 6N	3/8	26.9	9.6	17.5
P-SMT- 8N	1/2	33.2	11.9	20.6
P-SMT-12N	3/4	35.3	15.7	25.4
P-SMT-16N	1	44.5	22.3	31.8

P-SUJ

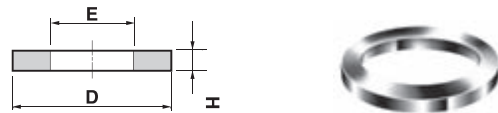
Union Ball Joint
(Female NPT both ends)



Part Number	P Pipe Size	A	E	H Hex	H1 Hex
P-SUJ-F- 2N	1/8	45.7	6.9	28.6	23.8
P-SUJ-F- 4N	1/4	59.4	9.1	34.9	30.2
P-SUJ-F- 6N	3/8	63.5	13.2	38.1	33.3
P-SUJ-F- 8N	1/2	68.6	15.7	44.5	41.3
P-SUJ-F-12N	3/4	79.2	22.4	50.8	47.6
P-SUJ-F-16N	1	90.4	26.2	63.5	60.3

SCG

Iso Parallel Gasket



Part Number	P Pipe Size	E	H	D
SCG- 2N	1/8	10.0	2.0	18.0
SCG- 4N	1/4	14.0	2.0	22.0
SCG- 6N	3/8	17.0	2.0	26.0
SCG- 8N	1/2	22.0	2.0	32.0
SCG-12N	3/4	27.0	2.0	38.0
SCG-16N	1	34.0	2.0	42.0

HANSUN Instrument Weld Fittings

Features

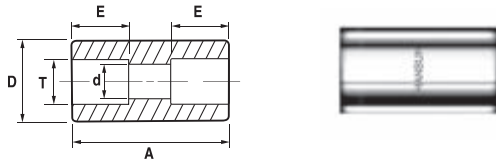
- HANSUN instrument weld fittings are designed in accordance with ASME B16.11 welding connections.
- All socket weld ports have a tapered shape at the end that hold tubing properly and consistent alignment.
- Pressure ratings for weld fittings are in accordance with ANSI B31.3 and safety factor 4:1



HANSUN

P-SWFC

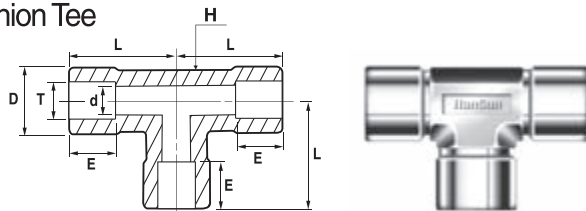
Union



Part Number	T Tube O.D	d	D	E	A	Working psig	Pressure bar
P-SWFC- 4T	1/4	4.6	13.0	7.1	19.0	10,000	689
P-SWFC- 6T	3/8	7.1	15.8	7.9	22.4	7,600	523
P-SWFC- 8T	1/2	10.2	19.0	9.7	26.9	6,200	427
P-SWFC-10T	5/8	12.7	24.0	10.4	30.2	6,400	440
P-SWFC-12T	3/4	15.7	26.9	11.2	33.3	5,500	378
P-SWFC-16T	1	22.1	35.0	15.7	36.6	5,200	358

P-SWTA

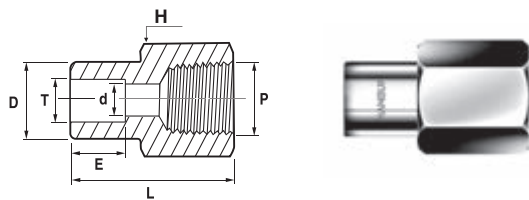
Union Tee



Part Number	T Tube O.D	d	D	E	H Wrench Flat	L	Working psig	Pressure bar
P-SWTA- 2T	1/8	2.3	13.4	2.5	12.7	15.0	11,800	813
P-SWTA- 4T	1/4	4.6	13.4	7.1	12.7	21.8	11,300	778
P-SWTA- 6T	3/8	7.1	15.8	7.9	12.7	24.5	8,400	578
P-SWTA- 8T	1/2	10.2	20.6	9.7	17.4	29.0	7,800	537
P-SWTA-10T	5/8	12.7	23.8	10.4	20.6	34.5	6,700	461
P-SWTA-12T	3/4	15.7	28.6	11.2	25.4	37.0	6,700	461
P-SWTA-16T	1	22.1	35.0	15.7	31.8	46.5	6,100	420

P-SSB

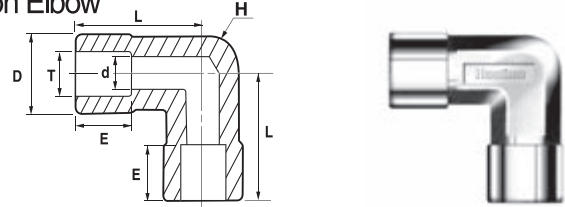
Female Connector



Part Number	T Tube O.D	P-NPT Female Pipe Size	d	D	E	H Hex	L	Working psig	Pressure bar
P-SSB - 2T-2N	1/8	1/8	2.3	7.4	2.5	14.2	21.1	6,100	420
P-SSB - 4T-2N	1/4	1/8	4.6	12.2	7.1	14.2	26.7	6,100	420
P-SSB - 4T-4N	1/4	1/4	4.6	12.2	7.1	19.05	30.0	6,200	427
P-SSB - 6T-4N	3/8	1/4	7.1	15.3	7.9	19.05	31.5	6,200	427
P-SSB - 8T-6N	1/2	3/8	10.2	18.5	9.7	22.2	34.5	5,000	344
P-SSB - 8T-8N	1/2	1/2	10.2	18.5	9.7	26.9	40.4	4,600	316
P-SSB -10T-8N	5/8	1/2	12.7	23.4	10.4	24.9	41.9	4,600	316
P-SSB -12T-12N	3/4	3/4	15.7	26.7	11.2	33.3	43.9	4,300	296

P-SWLA

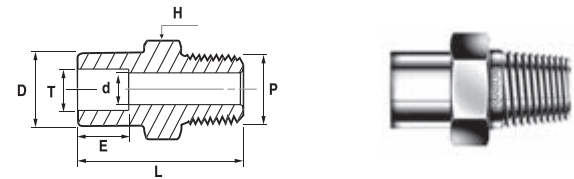
Union Elbow



Part Number	T Tube O.D	d	D	E	H Wrench Flat	L	Working psig	Pressure bar
P-SWLA- 4T	1/4	4.6	13.4	7.1	12.7	21.8	11,300	778
P-SWLA- 6T	3/8	7.1	15.8	7.9	12.7	24.5	8,400	578
P-SWLA- 8T	1/2	10.2	20.6	9.7	17.4	29.0	7,800	537
P-SWLA-10T	5/8	12.7	23.8	10.4	20.6	34.5	6,700	461
P-SWLA-12T	3/4	15.7	28.6	11.2	25.4	37.0	6,700	461
P-SWLA-16T	1	22.1	35.0	15.7	31.8	46.5	6,100	420

P-SSA

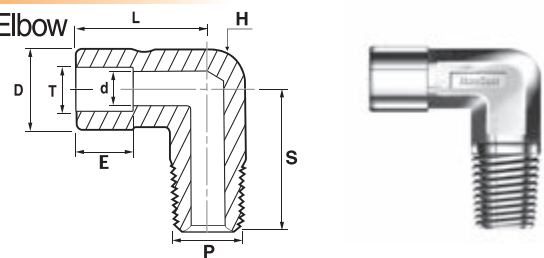
Male Connector



Part Number	T Tube O.D	P-NPT	d	D	E	H Hex	L	Working psig	Pressure bar
P-SSA-4T-2N	1/4	1/4	4.6	12.2	7.1	14.2	29.2	7,500	516
P-SSA-6T-4N	3/8	1/4	7.1	15.3	7.9	15.8	31.8	7,500	516
P-SSA-6T-6N	3/8	3/8	7.1	15.3	7.9	17.4	31.8	7,300	502
P-SSA-6T-8N	3/8	1/2	7.1	15.3	7.9	22.2	37.3	7,200	496
P-SSA-8T-4N	1/2	1/4	7.1	18.5	9.7	19.05	33.3	6,200	427
P-SSA-8T-6N	1/2	3/8	9.4	18.5	9.7	19.05	33.3	6,200	427
P-SSA-8T-8N	1/2	1/2	10.2	18.5	9.7	22.2	38.9	6,200	427

P-SMLSW

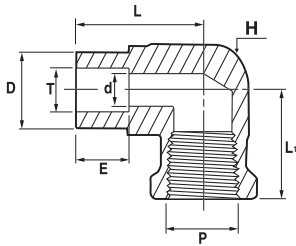
Male Elbow



Part Number	T Tube O.D	P-NPT	d	D	E	H Wrench Flat	L	S	Working psig	Pressure bar
P-SMLSW -4T-4N	1/4	1/4	4.6	15.8	7.1	12.7	20.1	24.5	7,500	516
P-SMLSW -6T-4N	3/8	1/4	7.1	15.8	7.9	12.7	24.1	24.5	7,500	516
P-SMLSW -6T-6N	3/8	3/8	7.1	20.6	7.9	17.4	24.6	29.0	7,300	502
P-SMLSW -6T-8N	3/8	1/2	7.1	23.8	7.9	20.6	25.9	34.5	7,200	496
P-SMLSW -8T-8N	1/2	1/2	10.2	23.8	9.7	20.6	27.4	34.5	6,200	427
P-SMLSW-12T-12N	3/4	3/4	15.7	28.6	11.2	25.4	37.0	37.0	6,700	461

P-SFLSW

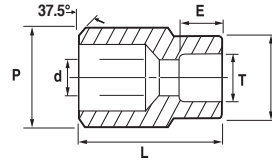
Female Elbow



Part Number	T	P-NPT	d	D	E	H	L	L1	Working psig	Pressure bar
	Tube O.D	Female Pipe Size								
P-SFLSW-4T-4N	1/4	1/4	4.6	12.2	7.1	17.4	22.9	29.7	6,200	427
P-SFLSW-6T-4N	3/8	1/4	7.1	15.3	7.9	17.4	25.1	29.7	7,000	482
P-SFLSW-6T-8N	3/8	1/2	7.1	15.3	7.9	25.4	28.7	37.0	5,400	372
P-SFLSW-8T-8N	1/2	1/2	10.2	18.5	9.7	25.4	30.2	37.0	5,400	372

P-SWRM

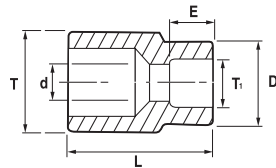
Pipe Weld to Tube Socket Weld



Part Number	P	T	d	D	E	L	Working psig	Pressure bar
	Pipe Size	Tube Socket Size						
P-SWRM-4P-4T	1/4	1/8	4.6	13.7	7.1	22.4	9,600	661
P-SWRM-6P-6T	3/8	3/8	7.1	15.3	7.9	26.2	7,600	523
P-SWRM-6P-8T	3/8	1/2	10.2	18.5	9.7	27.9	6,200	427
P-SWRM-8P-4T	1/2	1/4	4.6	12.2	7.1	28.4	7,300	502
P-SWRM-8P-6T	1/2	3/8	7.1	15.3	7.9	28.4	7,300	502
P-SWRM-8P-8T	1/2	1/2	10.2	18.5	9.7	30.2	6,200	427
P-SWRM-12P-6T	3/4	3/8	7.1	15.3	7.9	38.1	6,200	427
P-SWRM-12P-8T	3/4	1/2	10.2	18.5	9.7	38.1	6,200	427

P-SWRM

Tube Weld to Tube Socket Weld



Part Number	T	T1	d	D	E	L	Working Pressure	
	Tube O.D	Tube Socket Size					psig	bar
P-SWRM - 4T - 2T	1/4	1/8	2.3	7.4	2.5	14.2	11,800	813
P-SWRM - 6T - 4T	3/8	1/4	4.6	12.2	7.1	19.1	7,700	530
P-SWRM - 8T - 4T	1/2	1/4	4.6	18.2	7.1	22.4	7,000	482
P-SWRM - 8T - 6T	1/2	3/8	8.1	15.7	7.9	22.4	7,000	482
P-SWRM - 12T - 8T	3/4	1/2	10.2	18.5	9.7	28.4	5,900	406
P-SWRM - 16T - 8T	1	1/2	10.2	18.5	9.7	35.1	5,600	344



27 Noksansandan361-ro, Gangseo-gu
(Songjeong-dong), Busan, Korea

Tel : +82-51-899-6700, Fax : +82-51-899-6799

E-Mail : overseas@ehansun.co.kr

sales@ehansun.co.kr

Website : www.ehansun.co.kr, www.slok.co.kr